

SARNIMAL INVESTMENT LIMITED

Reg Off: S-524, Vikas Marg, Shakarpur, Delhi-110092

CIN:L65993DL1981PLC012431

Email id: sarnimalinvestltd@gmail.com

Introductory sub-table (I)(a)

Name of the Company: Sarnimal Investment Limited

Scrip Code, Name of the scrip, class of security: N.A.

As on 31st December, 2014


Partly paid-up shares:-	No. of partly paid-up shares	As a % of total no. of partly paid-up shares	As a % of total no. of shares of the company
Held by promoter/promoter group	0	0	0
Held by public	0	0	0
Total	0	0	0
Outstanding convertible securities:-	No. of outstanding securities	As a % of total no. of outstanding convertible securities	As a % of total no. of shares of the company, assuming full conversion of the convertible securities
Held by promoter/promoter group	0	0	0
Held by public	0	0	0
Total	0	0	0
Warrants:-	No. of warrants	As a % of total no. of warrants	As a % of total no. of shares of the company, assuming full conversion of warrants
Held by promoter/promoter group	0	0	0
Held by public	0	0	0
Total	0	0	0
Total paid-up capital of the company, assuming full conversion of warrants and convertible securities	4,49,80,000		

For Sarnimal Investment Limited



Director

Statement Showing Shareholding Pattern									
Category code	Category of Shareholder	Table (I)(a)				Total shareholding as a percentage of total number of shares		Shares Pledged or otherwise encumbered	
		Number of Shareholders	Total number of shares	Number of shares held in dematerialized form	As a percentage of (A+B) ¹	As a percentage of (A+B+C)	Number of shares	As a percentage	
									(III)
(A)	Shareholding of Promoter and Promoter Group ²								
1	Indian								
(a)	Individuals/ Hindu Undivided Family	5	200	0	0.00	0.00	0	0.00	
(b)	Central Government/ State Government(s)	0	0	0	0.00	0.00	0	0.00	
(c)	Bodies Corporate	0	0	0	0.00	0.00	0	0.00	
(d)	Financial Institutions/ Banks	0	0	0	0.00	0.00	0	0.00	
(e)	Any Others (Specify)	0	0	0	0.00	0.00	0	0.00	
	Sub Total(A)(1)	5	200	0	0.00	0.00	0	0.00	
2	Foreign								
a	Individuals (Non-Residents Individuals/ Foreign Individuals)	0	0	0	0.00	0.00	0	0.00	
b	Bodies Corporate	0	0	0	0.00	0.00	0	0.00	
c	Institutions	0	0	0	0.00	0.00	0	0.00	
d	Qualified Foreign Investor	0	0	0	0.00	0.00	0	0.00	
e	Any Others (Specify)	0	0	0	0.00	0.00	0	0.00	
	Sub Total(A)(2)	0	0	0	0.00	0.00	0	0.00	
	Total Shareholding of Promoter and Promoter Group (A) = (A)(1)+(A)(2)	5	200	0	0.00	0.00	0	0.00	
(B)	Public shareholding								
1	Institutions								
(a)	Mutual Funds/ UTI	0	0	0	0.00	0.00	0	0.00	
(b)	Financial Institutions/ Banks	0	0	0	0.00	0.00	0	0.00	
(c)	Central Government/ State Government(s)	0	0	0	0.00	0.00	0	0.00	
(d)	Venture Capital Funds	0	0	0	0.00	0.00	0	0.00	
(e)	Insurance Companies	0	0	0	0.00	0.00	0	0.00	
(f)	Foreign Institutional Investors	0	0	0	0.00	0.00	0	0.00	
(g)	Foreign Venture Capital Investors	0	0	0	0.00	0.00	0	0.00	
(h)	Qualified Foreign Investor	0	0	0	0.00	0.00	0	0.00	
(i)	Any Other (specify)	0	0	0	0.00	0.00	0	0.00	
	Sub-Total (B)(1)	0	0	0	0.00	0.00	0	0.00	
B 2	Non-institutions								
(a)	Bodies Corporate	6	26500	0	0.59	0.59	0	0.00	
(b)	Individuals								
i	Individuals - i. Individual shareholders holding nominal share capital up to Rs 1 lakh	378	535200	0	14.12	14.12	0	0.00	
ii	Individual shareholders holding nominal share capital in excess of Rs. 1 lakh	129	3836100	0	85.28	85.28	0	0.00	
(c)	Qualified Foreign Investor	0	0	0	0.00	0.00	0	0.00	
(d)	Any Other (specify)	0	0	0	0.00	0.00	0	0.00	
(d-i)									
(d-ii)									
	Sub-Total (B)(2)	513	4497800	0	100.00	100.00	0	0.00	
(B)	Total Public Shareholding (B) = (B)(1)+(B)(2)	513	4497800	0	100.00	100.00	0	0.00	
	TOTAL (A)+(B)	518	4498000	0	100.00	100.00	0	0.00	
(C)	Shares held by Custodians and against which Depository Receipts have been issued								
1	Promoter and Promoter Group	0	0	0	0	0.00	0	0.00	
2	Public	0	0	0	0	0.00	0	0	
	Sub-Total (C)	0	0	0	0	0	0	0	
	GRAND TOTAL (A)+(B)+(C)	518	4498000	0	100.00	100.00	0	0.00	



(I)(b) Statement showing holding of securities (including shares, warrants, convertible securities) of persons belonging to the category "Promoter and Promoter Group"											
Sr.	Name of the shareholder	Details of Shares held		Encumbered shares (*)			Details of warrants		Details of convertible securities		Total shares (including underlying shares assuming full conversion of warrants and convertible securities) as a % of diluted share capital
		Number of shares held	As a % of grand total (A)+(B)+(C)	No.	As a percentage	As a % of grand total (A)+(B)+(C) of sub-clause (I)(a)	Number of warrants held	As a % total number of warrants of the same class	Number of convertible securities held	As a % total number of convertible securities of the same class	
(I)	(II)	(III)	(IV)	(V)	(VI)=(V)/(III)*100	(VII)	(VIII)	(IX)	(X)	(XI)	(XII)
1	P. K. Jain	200	0.00	0	0	0	0	0	0	0	0
2	Meenal Jain	0	0.00	0	0	0	0	0	0	0	0
3	Nupur Jain	0	0.00	0	0	0	0	0	0	0	0
4	Tulika Jain	0	0.00	0	0	0	0	0	0	0	0
5	Sonia Vaish	0	0.00	0	0	0	0	0	0	0	0
TOTAL		200	0.00	0	0.00	0.00	0.00	0.00	0.00	0.00	0.00

(*) The term "encumbrance" has the same meaning as assigned to it in regulation 28(3) of the SAST Regulations, 2011



(1)(c)(i) Statement showing holding of securities (including shares, warrants, convertible securities) of persons belonging to the category "Public" and holding more than 1% of the total number of shares

Sr. No.	Name of the shareholder	Number of shares held	Shares as a percentage of total number of shares (i.e., Grand Total (A)+(B)+(C) indicated in Statement at para (1)(a) above)	Details of warrants		Details of convertible securities		Total shares (including underlying shares assuming full conversion of warrants and convertible securities) as a % of diluted share capital
				Number of warrants held	As a % total number of warrants of the same class	Number of convertible securities held	% w.r.t total number of convertible securities of the same class	
1	DINESH KUMAR GUPTA	125000	2.78	0	0	0	0	0
2	RUCHI GUPTA	125000	2.78	0	0	0	0	0
3	LAKSHMI CHAND HUF	100000	2.22	0	0	0	0	0
4	KIRAN MAKRANI	87500	1.95	0	0	0	0	0
5	SANDIP MEHRA	75000	1.67	0	0	0	0	0
6	MANISH YADAV	70000	1.56	0	0	0	0	0
7	SHASHI YADAV	70000	1.56	0	0	0	0	0
8	SEEMA AGARWAL	70000	1.56	0	0	0	0	0
9	AKSHAT AGRAWAL	70000	1.56	0	0	0	0	0
10	SANJEEV AGARWAL	62500	1.39	0	0	0	0	0
11	NARENDER MAKRANI HUF	62500	1.39	0	0	0	0	0
12	DR. RAVI MALIK	60000	1.33	0	0	0	0	0
13	SHIKHA AGARWAL	50000	1.11	0	0	0	0	0
14	NAVJEET SINGH SOBTI HUF	50000	1.11	0	0	0	0	0
15	ARYAN JAIN	50000	1.11	0	0	0	0	0
16	POONAM YADAV	50000	1.11	0	0	0	0	0
17	INDURAJ	50000	1.11	0	0	0	0	0
18	MANOHAR LAL	50000	1.11	0	0	0	0	0
19	OM PRAKASH MAKRANI HUF	50000	1.11	0	0	0	0	0
20	MANOHAR LAL MAKRANI HUF	50000	1.11	0	0	0	0	0
21	PRITI MAKRANI	50000	1.11	0	0	0	0	0
22	MAHESH KUMAR	50000	1.11	0	0	0	0	0
23	PAWAN KUMAR AGARWAL	50000	1.11	0	0	0	0	0
24	VINOD KUMAR	50000	1.11	0	0	0	0	0
25	DR. RENU MALIK	50000	1.11	0	0	0	0	0
26	DR. SURAJ PRAKASH MULLICK	50000	1.11	0	0	0	0	0
27	MRS. RAJ RANI MULLICK	50000	1.11	0	0	0	0	0
28	MS. RIDHIMA MALIK	50000	1.11	0	0	0	0	0
29	RITESH MALIK	50000	1.11	0	0	0	0	0
TOTAL		1827500	40.63	0	0	0	0	0




(I)(c)(ii) Statement showing holding of securities (including shares, warrants, convertible securities) of persons (together with PAC) belonging to the category "Public" and holding more than 5% of the total number of shares of the company								
Sr. No.	Name(s) of the shareholder(s) and the Persons Acting in Concert (PAC) with them	Number of shares	Shares as a percentage of total number of shares (i.e., Grand Total (A)+(B)+(C) indicated in Statement at para (I)(a) above)	Details of warrants		Details of convertible securities		Total shares (including underlying shares assuming full conversion of warrants and convertible securities) as a % of diluted share capital
				Number of warrants	As a % total number of warrants of the same class	Number of convertible securities held	% w.r.t total number of convertible securities of the same class	
TOTAL		0	0.00	0	0	0	0	0




(I)(d) Statement showing details of locked-in shares			
Sr. No.	Name of the shareholder	Number of locked-in shares	Locked-in shares as a percentage of total number of shares {i.e., Grand Total (A)+(B)+(C) indicated
1	CHETNA GABBA	10000	0.22
2	ADITI GABA	10000	0.22
3	KANAV GABBA	10000	0.22
4	JAGDISH BADLANI HUF	10000	0.22
5	BHAVESH GABA HUF	10000	0.22
6	RITESH GABBA HUF	10000	0.22
7	HARISH HUF	10000	0.22
8	RAJESH GABBA HUF	10000	0.22
9	SIMRAN GABBA	10000	0.22
10	MEHAK GABBA	10000	0.22
11	SNEHA RAJESH GABBA	10000	0.22
12	DAKSH GABBA	10000	0.22
13	RITIKA GABBA	10000	0.22
14	ARJUN LAL HUF	10000	0.22
15	KANCHAN GABBA	10000	0.22
16	SANJAY GABBA HUF	10000	0.22
17	UJJWAL KEJRIWAL	20000	0.44
18	SHIVAJI SINDHU	10000	0.22
19	ASHOK SINDHU	10000	0.22
20	ANKIT BANSAL	12500	0.28
21	ASHOK KUMAR BANSAL	12500	0.28
22	SUNITA BANSAL	12500	0.28
23	KETKI GABBA	10000	0.22
24	PRATAP SINDHU	10000	0.22
25	AKASH KEJRIWAL	20000	0.44
26	RAJINDER SINDHU	10000	0.22
27	SUMITRA DEVI PARMAL	30000	0.67
28	SHIKHA AGARWAL	50000	1.11
29	NAVJEET SINGH SOBTI HUF	50000	1.11
30	NEELESH AGARWAL	20000	0.44
31	VINOD KUMAR PALTANI	10000	0.22
32	AJAY JAIN	10000	0.22
33	SUNIL KUMAR ARORA	12000	0.27
34	SUNIL KUMAR ARORA HUF	17500	0.39
35	KUSUM ARORA	9000	0.20
36	LAXMI DEVI	12500	0.28
37	SUMAN	12000	0.27
38	NITIN ARORA	18000	0.40
39	ANIL KUMAR ARORA	17500	0.39
40	ANIL KUMAR ARORA HUF	10000	0.22
41	SUNITA ARORA	16000	0.36
42	KRISHAN KUMAR	17500	0.39
43	HEMLATA	8000	0.18
44	BIMLA RANI	9000	0.20
45	NEERAJ GARG	14000	0.31
46	NIDHI GARG	15000	0.33
47	RAM AVTAR	12000	0.27



48	KRISHAN KUMAR & SONS HUF	12500	0.28
49	NEERAJ KUMAR & SONS HUF	9000	0.20
50	RENU GARG	13000	0.29
51	TANVI AGGARWAL	10000	0.22
52	SAHIL SINGLA	10000	0.22
53	SUMIT KUMAR NAGPAL	25000	0.56
54	PRAVEEN NAGPAL	25000	0.56
55	AMIT NAGPAL	25000	0.56
56	ARYAN JAIN	50000	1.11
57	LOKESH YADAV	30000	0.67
58	KAMLESH YADAV	40000	0.89
59	MANISH YADAV	70000	1.56
60	SHASHI YADAV	70000	1.56
61	POONAM YADAV	50000	1.11
62	HIMANSHU AGARWAL	20000	0.44
63	RAVI SHANKER	20000	0.44
64	DEEPENDRA SHANKAR AGARWAL	20000	0.44
65	SEEMA AGARWAL	70000	1.56
66	ANKUR MITTAL	20000	0.44
67	KANTI DEVI	20000	0.44
68	MANISHA MITTAL	20000	0.44
69	AKSHAT AGRAWAL	70000	1.56
70	SEEMA MALIK	20000	0.44
71	KUNDAN SINGH	20000	0.44
72	RAKHI RANA	20000	0.44
73	TARUN SINGHAL	10000	0.22
74	VARUN SINGHAL	10000	0.22
75	AMARDEEP AGARWAL	12500	0.28
76	SWETA AGARWAL	12500	0.28
77	VINEETA AGARWAL	12500	0.28
78	SHRUTI AGARWAL	12500	0.28
79	SUNITA SOMANI	12500	0.28
80	PREM KUMAR AGGARWAL	12500	0.28
81	P K AGGARWAL HUF	12500	0.28
82	VIKAS SOMANI	12500	0.28
83	VINOD KUMAR SOMANI HUF	12500	0.28
84	VINOD KUMAR SOMANI	12500	0.28
85	SHYAM SUNDER SOMANI HUF	12500	0.28
86	SHYAM SUNDER SOMANI	12500	0.28
87	SANJEEV AGARWAL	62500	1.39
88	KANISHKA JAIN	12500	0.28
89	SHASHI GOEL	25000	0.56
90	BHARAT RAJ GOEL HUF	25000	0.56
91	INDURAJ	50000	1.11
92	KAPIL KUMAR AGARWAL	12500	0.28
93	RAJ KUMAR AGARWAL	12500	0.28
94	POONAM AGARWAL	12500	0.28
95	ANKIT AGRAWAL	12500	0.28
96	REENU AGRAWAL	12500	0.28
97	MUKESH AGRAWAL	12500	0.28
98	RAKESH CHATURVEDI	20000	0.44
99	DINESH BATHLA	30000	0.67
100	SUNIL BATHLA	30000	0.67
101	VINEET BATHLA	30000	0.67
102	ANIL KUMAR	40000	0.89



103	SATISH KUMAR	40000	0.89
104	OM PRAKASH SINGHAL	40000	0.89
105	ASHOK KUMAR AGARWAL	10000	0.22
106	SAURABH AGARWAL	10000	0.22
107	ANKIT AGARWAL	10000	0.22
108	JYOTI AGARWAL	10000	0.22
109	PRAMILA AGARWAL	10000	0.22
110	AMIT KUMAR AGARWAL	10000	0.22
111	CHETANA AGARWAL	10000	0.22
112	MUNNI DEVI AGARWAL	10000	0.22
113	SANJAY KUMAR MITTAL	20000	0.44
114	SHILPI NATH	10000	0.22
115	SHAIENDRA NATH	10000	0.22
116	BINA MITTAL	20000	0.44
117	PARITOSH MITTAL	20000	0.44
118	NEERU ANAND	10000	0.22
119	PRAVEEN KUMAR ANAND	10000	0.22
120	MANOHAR LAL	50000	1.11
121	KIRAN MAKRANI	87500	1.95
122	NARENDER MAKRANI HUF	62500	1.39
123	OM PRAKASH MAKRANI HUF	50000	1.11
124	MANOHAR LAL MAKRANI HUF	50000	1.11
125	MEENA GOEL	25000	0.56
126	KALPANA GOEL	25000	0.56
127	MONIKA GOEL	25000	0.56
128	JYOTI PRASAD GOYAL	37500	0.83
129	DINESH GOEL	37500	0.83
130	MUKESH GOEL	37500	0.83
131	RAKESH GOEL	37500	0.83
132	RAJNI DEVI	25000	0.56
133	PRITI MAKRANI	50000	1.11
134	LAKSHMI CHAND HUF	100000	2.22
135	SOUMYA MAKRANI	25000	0.56
136	REKHA SINGAL	11000	0.24
137	URMIL GUPTA	12500	0.28
138	S.K. GOEL CONSULTANCY LLP	7500	0.17
139	S.K.P. METALS SALES PVT. LTD.	10000	0.22
140	S.L.G. ENTERPRISES LLP	7500	0.17
141	LAKSHAY GOEL	7500	0.17
142	DIKSHA MAKRANI	25000	0.56
143	JAI JINDAL	20000	0.44
144	DIVYA JINDAL	20000	0.44
145	KASHISH JINDAL	20000	0.44
146	AYUSHI JINDAL	20000	0.44
147	SAURABH GUPTA HUF	25000	0.56
148	PRATEEK VERMA	30000	0.67
149	HEM CHAND JAIN	20000	0.44
150	VINEET JAIN	30000	0.67
151	H.C.JAIN HUF	20000	0.44
152	PARVINDER SINGH	15000	0.33
153	JASKARAN VEER SINGH	15000	0.33
154	DINESH KUMAR GUPTA	125000	2.78
155	MAHESH KUMAR	50000	1.11
156	PAWAN KUMAR AGARWAL	50000	1.11
157	RUCHI GUPTA	125000	2.78




158	ANURAG AGARWAL	20000	0.44
159	HANSA DEVI AGARWAL	20000	0.44
160	MUNNI DEVI AGARWAL	20000	0.44
161	SUNIL KUMAR SHAH	20000	0.44
162	SANTOSH ARORA	10000	0.22
163	PAWANISH ARORA	10000	0.22
164	VINOD KUMAR	50000	1.11
165	DR. RENU MALIK	50000	1.11
166	DR. SURAJ PRAKASH MULLICK	50000	1.11
167	DR. RAVI MALIK	60000	1.33
168	MRS. RAJ RANI MULLICK	50000	1.11
169	MS. RIDHIMA MALIK	50000	1.11
170	RITESH MALIK	50000	1.11
	TOTAL	4098000	91.11



(II)(a) Statement showing details of Depository Receipts (DRs)				
Sr. No.	Type of outstanding DR (ADRs, GDRs, SDRs etc.)	Number of outstanding DRs	Number of shares underlying outstanding DRs	Shares underlying outstanding DRs as a percentage of total number of shares (i.e., Grand Total (A)+(B)+(C) indicated in Statement at para (I)(a) above)
1	N.A.	0	0	0.00
TOTAL		0	0	0.00



(II)(b) Statement showing holding of Depository Receipts (DRs), where underlying shares held by "promoter/promoter group" are in excess of 1% of the total number of shares				
Sr. No.	Name of the DR Holder	Type of outstanding DR (ADRs, GDRs, SDRs, etc.)	Number of shares underlying outstanding DRs	Shares underlying outstanding DRs as a percentage of total number of shares (i.e., Grand Total (A)+(B)+(C) indicated in Statement at para (I)(a) above)
	N.A.	N.A.	0	0.00
TOTAL:			0	0.00

For Saminaal Limited

 Director